



Public Hearing 2022 Budget

Tipton Community School Corporation

September 28, 2021



Budget Timeline

- | | |
|---------------------------|---|
| September 14, 2021 | Board Work Session / Permission to Advertise |
| September 14, 2021 | Budget Advertised in Gateway (DLGF) & on TCSC Website;
Details of Capital Projects & Bus Replacement Plans on
TCSC Website |
| September 28, 2021 | Public Hearing |
| October 12, 2021 | Adoption of 2022 Budget (at Board Meeting) |
| October 15, 2021 | Submit Copies of Budget and Budget Forms to DLGF |
| December 31, 2021 | Deadline for DLGF to Certify Budget |



Bus Replacement Plan

A	B	C	D	E	F	G	H	I	J
	Bus Description	Corp ID Number	Type of Bus/Vehicle per DOE "TN"	Owned or Leased	2022	2023	2024	2025	2026
1	07 Thom/Merc	44	D	Owned	\$110,000.00				
2	08 Thom/Thom	45	D	Owned	\$130,000.00				
3	09 Thom/Thom	46	D	Owned	\$130,000.00				
4	09 Thom/Thom	47	D	Owned		\$130,000.00			
5	09 Thom/Frght	10	D	Owned		\$110,000.00			
6	10 Thom/Thom	48	D	Owned		\$130,000.00			
7	10 Thom/Thom	49	D	Owned			\$110,000.00		
8	12 Thom/Cummins	22	D	Owned			\$110,000.00		
9	14 Thom/Cummins	12	D	Owned			\$110,000.00		
10	14 Thom/Cummins	50	D	Owned				\$110,000.00	
11	16 Thom/Cummins	31	D	Owned				\$110,000.00	
12	17 Thom/Thom	9	D	Owned				\$110,000.00	
13	18 Thom/Cummins	34	D	Owned					\$130,000.00
14	19 Thom/Cummins	30	D	Owned					\$130,000.00
15	19 Thom/Cummins	43	D	Owned					\$130,000.00

[illegible]



Capital Projects Plan

Pursuant to IC 20-40-18-6, the Tipton Community School Corporation plan contains a listing of all proposed capital expenditures that exceed \$10,000 that are expected to be acquired within the three years immediately following the year the plan was adopted.

Capital Project Plan Adoption Date: 10/12/2021

Asset Description*

Acquisition Amount

1	Band/Choir Equipment 2022	\$30,000
2	Computer Equipment 2022	\$50,000
3	Classroom Furniture 2022	\$30,000
4	Security Equipment 2022	\$15,000
5	Maintenance Equipment 2022	\$20,000
6		
7	Band/Choir Equipment 2023	\$30,000
8	Computer Equipment 2023	\$50,000
9	Classroom Furniture 2023	\$30,000
10	Security Equipment 2023	\$15,000
11	Maintenance Equipment 2023	\$20,000
12		
13	Band/Choir Equipment 2024	\$30,000
14	Computer Equipment 2024	\$50,000
15	Classroom Furniture 2024	\$30,000
16	Security Equipment 2024	\$15,000
17	Maintenance Equipment 2024	\$20,000



Capital Projects Plan

Pursuant to IC 20-40-18-6, the Tipton Community School Corporation plan contains a listing of all proposed projects that are capital in nature that exceed \$10,000 that are expected to begin within the three years immediately following the year the plan was adopted.

Capital Project Plan Adoption Date:

10/12/2021

	Project Description*	Estimated Start Date	Estimated End Date	Estimated Project Cost
1	Elementary/Middle School Cooler/Freezer Replacement	6/1/2022	7/1/2022	\$185,000
2	Building Improvements and Roof Repairs	1/1/2022	12/31/2022	\$200,000
3	Pavement Parking Lot Improvements	6/1/2022	8/1/2022	\$75,000
4				



Capital Projects Plan

5	Playground Upgrades and Improvements	6/1/2023	8/1/2023	\$50,000
6	Building Improvements	1/1/2023	12/31/2023	\$110,000
7	Pavement Parking Lot Improvements	6/1/2023	8/1/2023	\$75,000
8				
9	Athletic Field Improvements	6/1/2024	8/1/2024	\$150,000
10	Building Improvements Roofs	6/1/2024	8/1/2024	\$100,000
11	Pavement Parking Lot Improvements	6/1/2024	8/1/2024	\$75,000



The Proposed Budget for 2022



Impact on Revenue:

- └ Enrollment 1427.5 X \$7150 (\$10.2 million Education Fund revenue)
- Assessed Valuation - Impacts Operations Fund & Taxes
- Indiana statewide average income – Impacts Operations Fund
- Circuit Breaker (Property Tax Caps) - loss to Operations Fund
(estimated \$416,620 for TCSC in 2022)
- Grants add funding for staff, professional development, technology, and other instructional support; Title \$450,000 ; ESSER 1.5 million
- Investment return on deposited funds reduced by drop in rates
(2019 = 2.5%; 2021 est. 1.05%; 2022 (?))



Impact on Revenue:

				Fall	Spring	Fall	Spring	Fall
	2016-2017	2017-2018	2018-2019	2019-2020	2019-2020	2020-2021	2020-2021	2021-2022
PK			20	12	11	13	13	32
K	102	94	98	102	104	78	79	112
1	95	100	102	92	96	103	111	84
2	134	100	100	105	104	97	97	108
3	119	129	103	99	98	104	107	102
4	127	114	131	101	98	95	97	107
5	132	133	111	134	132	101	101	96
6	127	127	132	114	108	140	134	99
7	129	127	125	129	123	109	108	137
8	142	121	124	134	127	118	110	116
9	122	141	119	114	115	130	130	115
10	145	111	139	113	111	113	110	120
11	134	137	114	136	130	113	109	117
12	134	118	134	114	111	130	130	107
Totals	1642	1552	1532	1487	1457	1431	1423	1420
		with PK	1552	1499	1468	1444	1436	1452



5 Year Budget History

	Total Budget	Assessed Valuation	Tax Rate
2022	\$16,295,685	\$645,480,126	TBA
2021	\$16,259,765	\$625,156,572	\$0.9312
2020	\$17,897,585	\$617,242,382	\$0.9402
2019	\$16,945,805	\$593,427,233	\$0.9251
2018	\$16,456,394	\$598,084,689	\$0.9554



Advertised vs. Approved Total Budget History

	Advertised	Approved
2022	\$16,242,060	TBA
2021	\$16,425,197	\$16,259,765
2020	\$17,897,585	\$16,750,273
2019	\$17,268,956	\$16,945,805
2018	\$16,456,394	\$16,456,394



AV and Tax Rate History

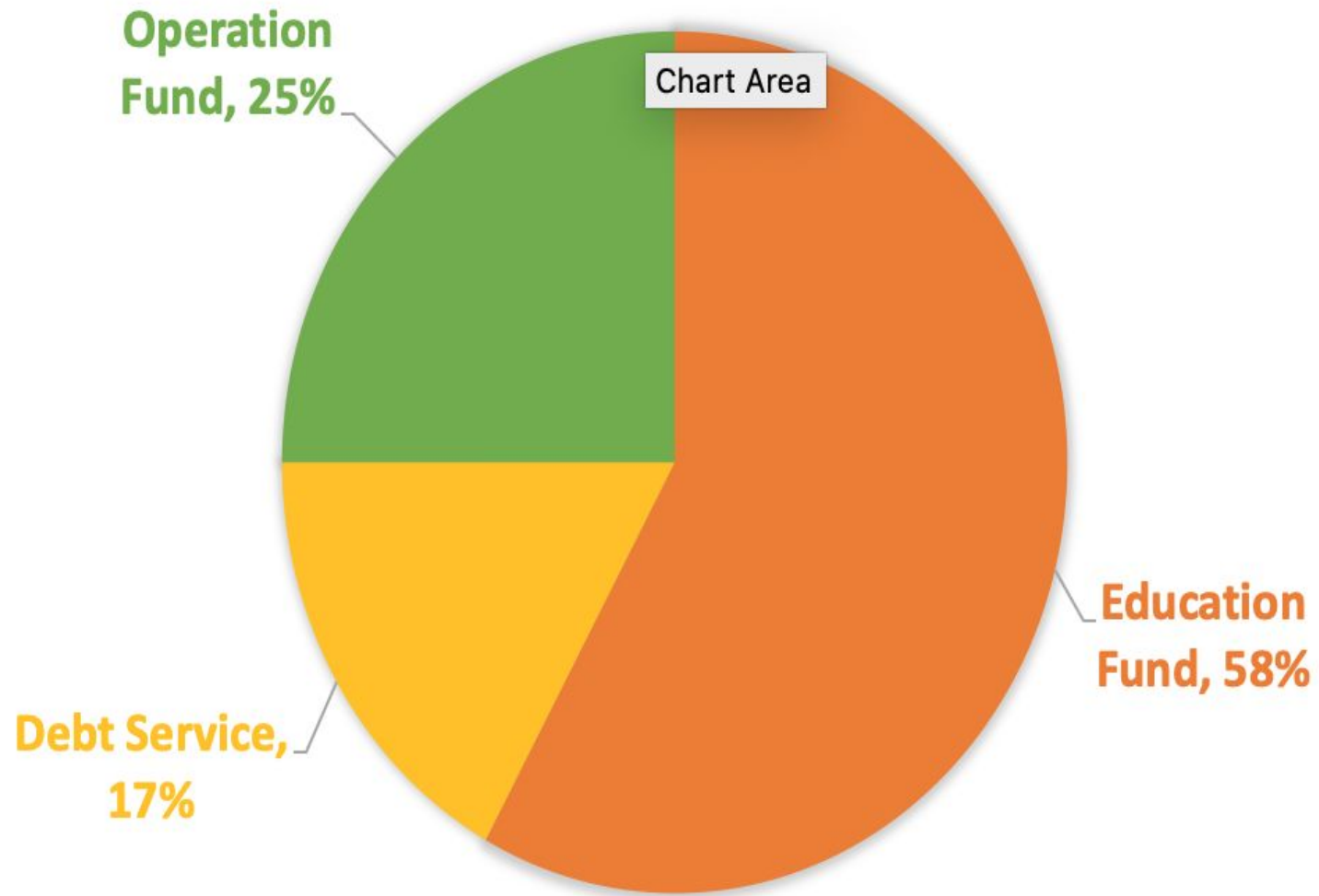
	Assessed Valuation		Total Tax Rate	
	Advertised (95%)	Actual	Advertised	Actual
2021	\$613,206,120	\$645,480,126	\$1.000	TBD
2021	\$500,125,257	\$625,156,571	\$0.9625	\$0.9312
2020	\$499,400,000	\$617,242,382	\$1.0184	\$0.9402
2019	\$512,771,536	\$593,427,233	\$1.1498	\$0.9251
2018	\$512,771,536	\$598,084,689	\$1.1841	\$0.9617



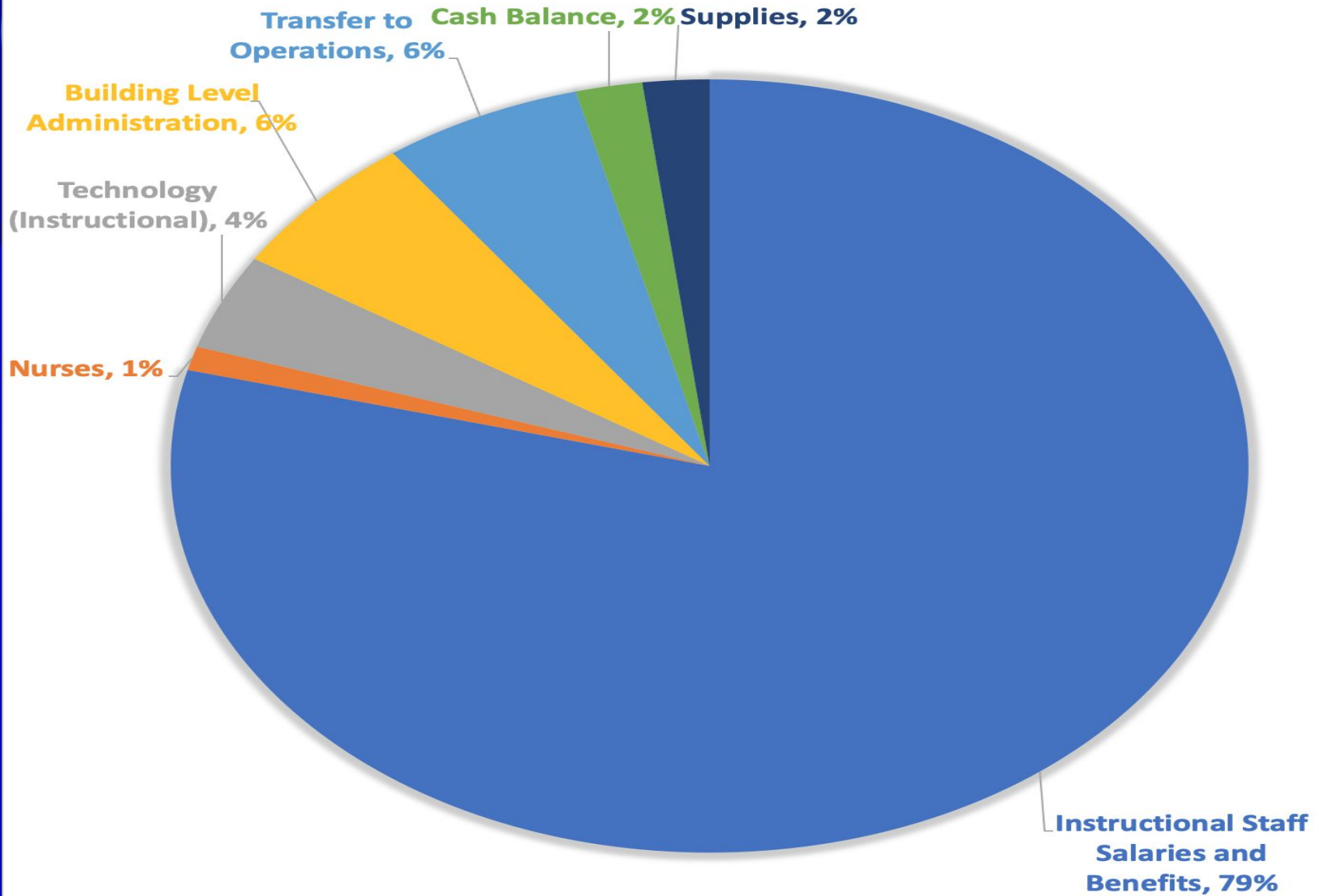
Fund Appropriations 2021 and Request for 2022

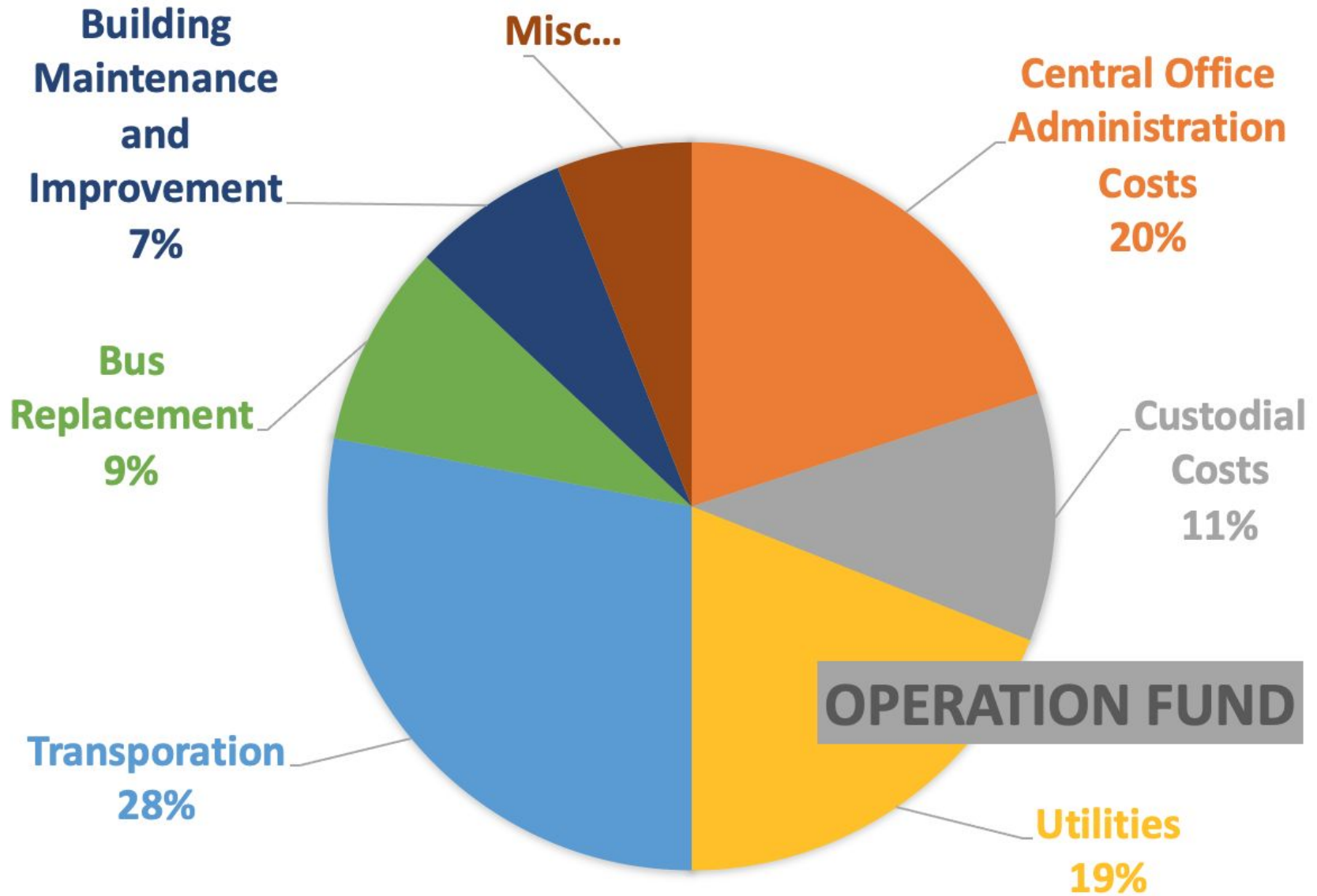
	2021 (approved)	2022 (requested)
Education Fund	\$9,197,300	\$9,607,000
Operations Fund	\$4,237,829	\$4,036,879
Debt Service Fund	\$2,824,636	\$2,834,161
TOTAL	\$16,259,765	\$16,424,040

ALL FUNDS



EDUCATION FUND BUDGET







- **87% of the corporation's Education Fund budget is committed to salaries and benefits-(10% reduction over 2021)**
- **Preliminary numbers demonstrate a stabilization of enrollment for the 2021-22 school year.**
- **Transferred staff to other fund categories that include Operation Fund, Preschool Fund, ESSER II and ESSER III.**
- **Reduced monthly transfer from Education to Operation Fund.**



- **Reduction in staffing for the 2021-2022 School Year**
 - **5 Certified FTE**
 - **8 Classified FTE**



**View proposed budgets, levies and notices for
every taxing unit in State of Indiana + Capital
Projects and Bus Replacement Plans for all
schools at:**

budgetnotices.in.gov

(1) Select County; (2) Select taxing unit



Working Together for Student Success